GAMES

Lifelong Learning Programme

Lifelong Learning Programme

Lifelong Learning Programme

EQUALITY

GIVE THE CHANCE!

Lifelong Learning Programme

Pairs of drawings (cards) do not contain the same drawing. Their parity is based on equality from children's rights.

For example: The pair for gender equality

Every pair of drawings has the same colour of the square positioned in one angle of the card in order to associate the cards more easily.

Explanation of card pairs in accordance with the colour in the card's angle:

SPRING PROJECT 2013-2015

Lifelong Learning Programme







Lifelong Learning Programme

Preparing the game…

Lifelong Learning Programme

Playing the game…



Lifelong Learning Programme

3, 2, 1, … GO!

Lifelong Learning Programme

SPRING PROJECT
2013-2015

Lifelong Learning Programme

SPRING PROJECT
2013-2015

Name one children's right and explain it	Which two European countries are equally successful in the production of cheese?	Go to field number 35
Which religions does the symbol of the cross belong to?	Which human right is represented in the drawing?	Name four members of the European Union

PREPARATION:

- prepare the table or a flat surface on the ground (a carpet, ...)
- prepare the board and the cards with questions
- repeat the children's and human rights
- repeat the features of the EU countries
- use classbooks, encyclopedias, printed materials about the EU

INSTRUCTIONS:

- The players throw the dice-every player throws it 3 times until he/she gets the number 6.
- They set their cone on the start position and throw the dice once more.

Lifelong Learning Programme

Preparing the game…



Lifelong Learning Programme

Playing the game…

Lifelong Learning Programme

SOLIDARITY

SOLIDARIZE WITH ME

Lifelong Learning Programme

SPRING PROJECT
2013-2015

Lifelong
Learning
Programme

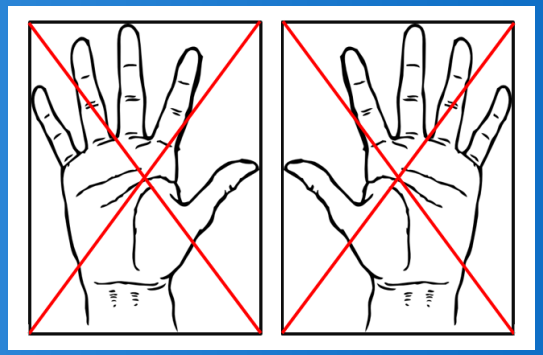

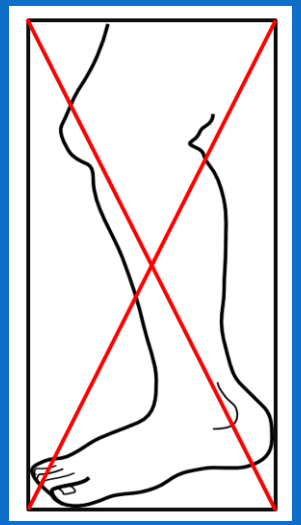



Lifelong Learning Programme

SOLIDARITY FLOWERS

Lifelong Learning Programme

INSTRUCTIONS:

Children are divided into two or more groups. Each group should have at least 3 to 4 pupils. Each group receives the picture of a flower and coloured petals. They have to write a term related to solidarity on each petal. Finished flowers are presented to other groups and children talk about written terms.

NOTE: The element of competitiveness may also be introduced so that groups are ranked according to how fast they are or according to the number of made flowers.

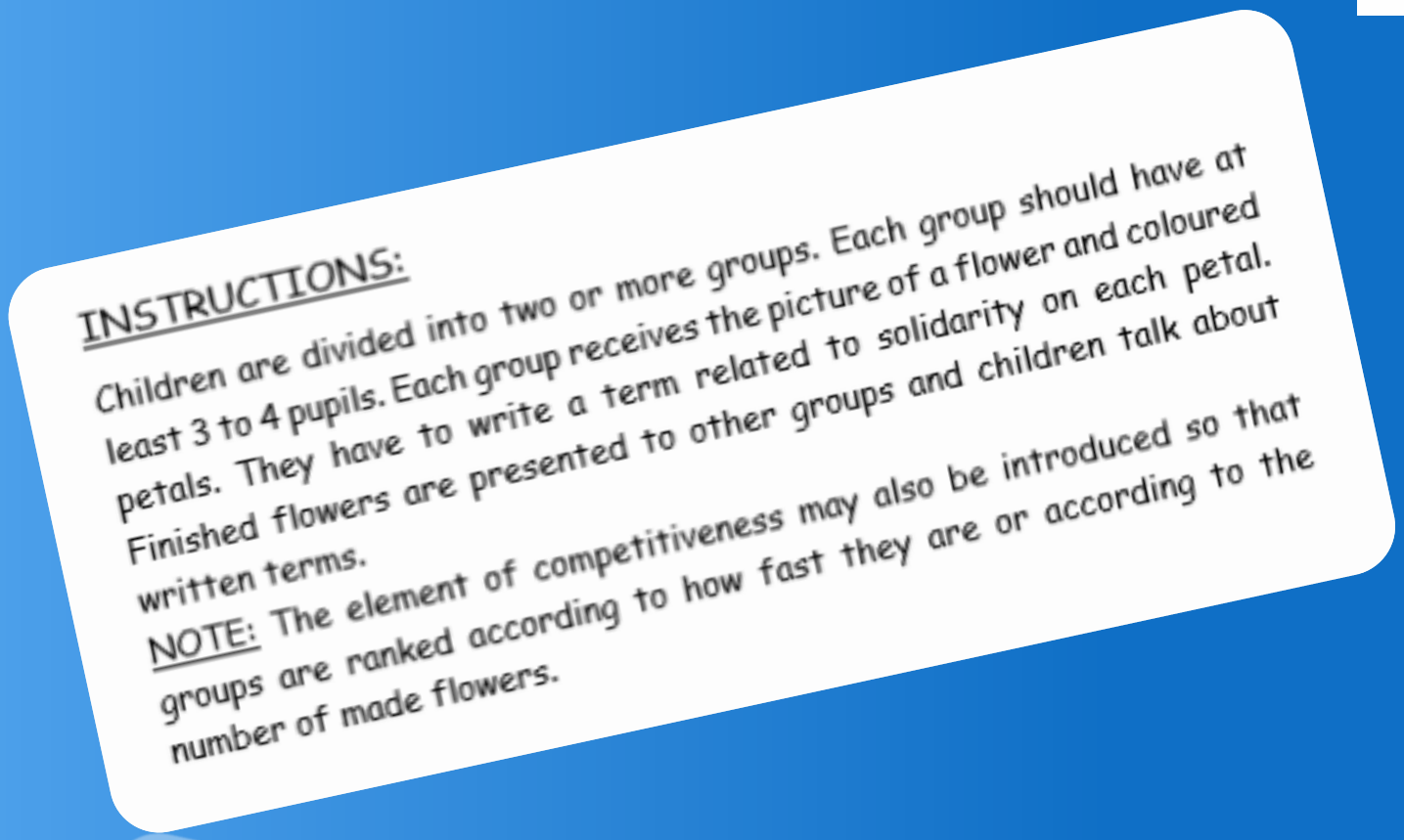

SPRING PROJECT 2013-2015

Lifelong Learning Programme

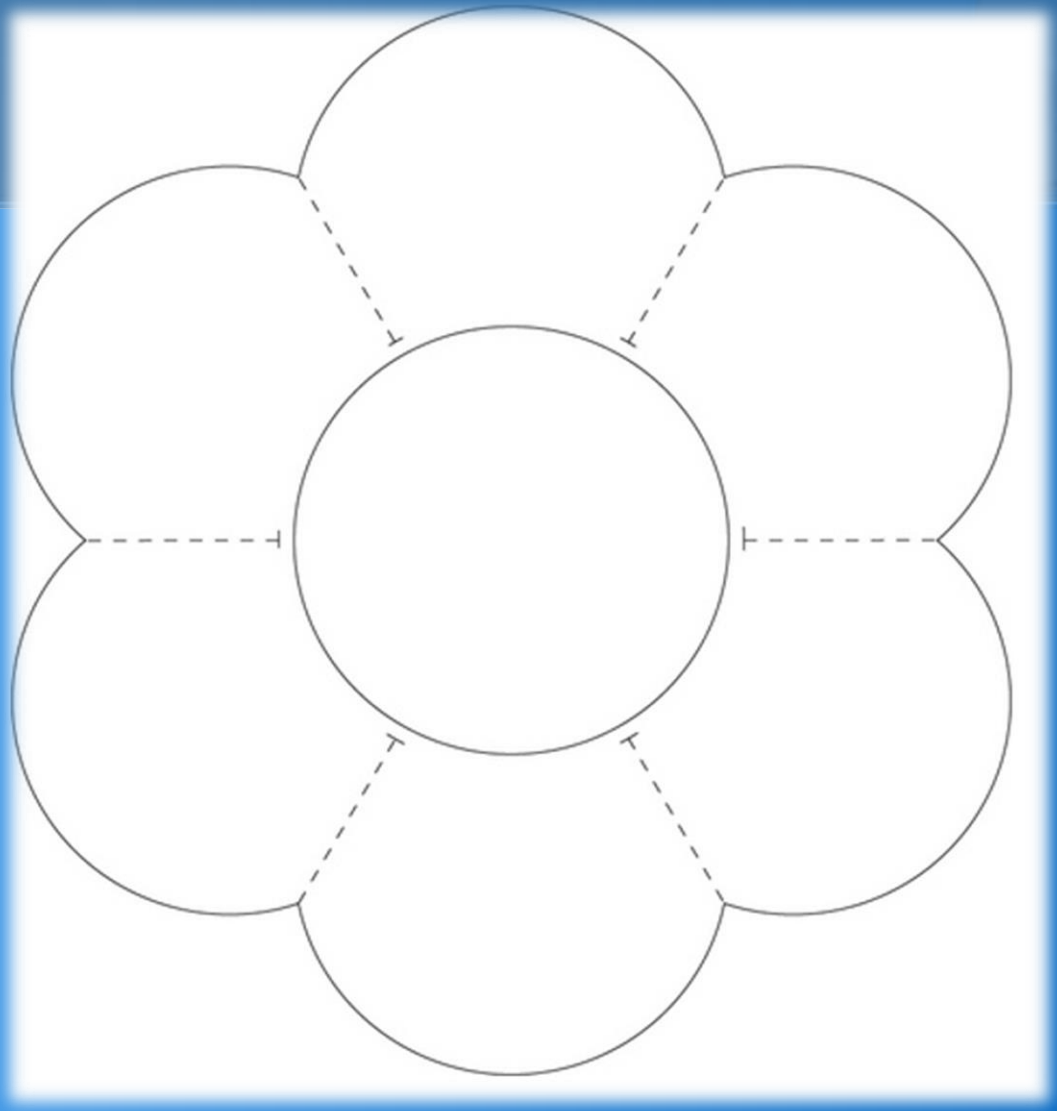

Lifelong
Learning
Programme

SOLIDARITY PANTOMIME

Lifelong Learning Programme

SPRING PROJECT
2013-2015

INSTRUCTIONS:

Children are divided into two groups. Two children from both groups start the game. The teacher pulls out a card. In each group, one child tries to convey the term written and illustrated on the card by gestures without speech and the other child has to guess that term. The pair who guesses



Lifelong Learning Programme





SPRING PROJECT
2013-2015

Lifelong Learning Programme

Preparing the game...

Lifelong Learning Programme

Playing the game…

Lifelong Learning Programme

OTHER ACTIVITIES…

Lifelong Learning Programme

Celebrating the International Day of Peace…

September 21st

Lifelong Learning Programme

SPRING PROJECT
2013-2015

Lifelong Learning Programme

SPRING PROJECT
2013-2015

Lifelong Learning Programme

Celebrating the Tolerance Day…

November 16th

Lifelong Learning Programme

SPRING PROJECT
2013-2015

Lifelong Learning Programme

Celebrating the Human Rights Day…

December 10th

Lifelong Learning Programme



SPRING PROJECT
2013-2015



Lifelong Learning Programme

Celebrating Christmas...

Lifelong Learning Programme

Making a research on our partners' countries...

Lifelong Learning Programme

SPRING PROJECT
2013-2015

Lifelong Learning Programme


CYPRUS

ITALY
ROMA
POMERIA

GERMANY
BERLIN
Munchen

SPAIN
LOS BARRIOS
MADRID


NORTHERN IRELAND
BELFAST
GIANTS CAUSAWAY
DUNGANNON
MUSSUDEN TEMPLE
DUNLUCE CASTLE

TURKEY

SPRING PROJECT
2013-2015

Lifelong
Learning
Programme

Discoveries across Europe…

Lifelong Learning Programme

Lifelong Learning Programme

SPRING PROJECT
2013-2015



Lifelong Learning Programme

Exchanging letters with pupils from Germany…

Lifelong Learning Programme

SPRING PROJECT
2013-2015



Lifelong Learning Programme

Exchanging e-mails with pupils from Spain...

Lifelong Learning Programme



Hey!
Your name is Gloria, isn't it? I'm Dani, I'm 15 years old and I live in Los Barrios, a small city ne
Here you can see some photos of LB and my High School, IES Carlos Cano.

I'm from 3rd of ESO, in a bilingual class, so most of our lessons are in English. We're 33 in our cl



Hi! My name is Cristina.
I am writing you because my school took part in the Comenius Project. It consist in commu

Talking about me, I am a 14 years old girl from Andalucía, Spain. I am a secondary school highschool.
My favourites activities in my free time are listening to music, meet with my friends and p
My favourite subjects are Science and I like desinging buildings. In the future I would lik

What about you? I wish for us to become god penfriends.
See you, Cristina

Lifelong Learning Programme

Carneval...

Lifelong Learning Programme



SPRING PROJECT
2013-2015

Lifelong Learning Programme

SPRING PROJECT
2013-2015

Lifelong Learning Programme

This project has been funded with support from the European Commission.
This publication [communication] reflects the views only of the author, and the Commission cannot be held responsible for any use which may be made of the information contained therein.